



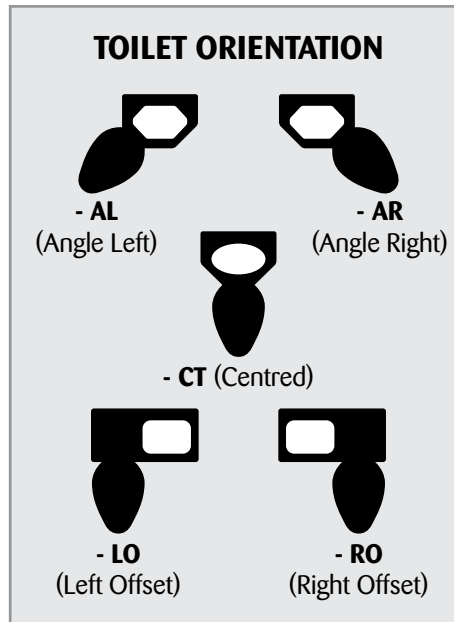
rba

correctional and security equipment



www.rba.com.au

Design



Flexibility



A1418-CT Standard Comby™
Combined WC & Washbasin.
Watermark Approval W291
Includes integrated seat



A1418RND-AL Contoured Comby™
Combined WC & Washbasin.
Watermark Approval W291
Includes integrated seat



A8832 Wall Faced Stainless Steel WC Pan
Mounted off the floor, P-Trap, Rear Fixed. Watermark Approval W291
Includes integrated seat



A8841-RM Wall Faced Stainless Steel WC Pan
with P-Trap, Rear Fixed. Watermark Approval W291
Includes integrated seat



A8851 Wall Faced Stainless Steel WC Pan
with P- or S-Trap, Front or Rear Fixed. Watermark Approval W291
Includes integrated seat



A8851-DIS Wall Faced Stainless Steel WC Pan for Disabled Use
with P- or S-Trap Front or Rear Fixed. Watermark Approval W291.
Hinged seat must be ordered separately

A8841-FA Wall Faced Stainless Steel WC Pan
As A8841, but Front Fixed
Includes integrated seat

RBA should be consulted on the suitability of products based on intended use.



A8847 **Wall Faced Stainless Steel WC Pan with Cistern**
with P- or S-Trap Front Fixed.
Watermark Approval W291.
Seat must be ordered separately



 **A8847-DIS** **Wall Faced Stainless Steel WC Pan with Cistern**
As A8847, but for Disabled use



A8834-FA **Classic Wall Hung Stainless Steel WC Pan**
P-Trap, Front Fixed

A8834-RM As A8834-FA, but Rear Fixed



A8843-FA **Classic Wall Faced Stainless Steel WC Pan**
P-Trap, Front Fixed

A8843-RM As A8843-FA, but rear Fixed



A8853 **Classic Wall Faced Stainless Steel WC Pan**
P- or S-Trap, Front or Rear Fixed



 **A8853-DIS** **Classic Wall Faced Stainless Steel WC Pan for Disabled Use**
P- or S-Trap, Front or Rear Fixed

DESIGNERS NOTE:

To specify seats, use:
A86 White, elongated, with Lid
A83 White, round, with Lid

RBA should be consulted on the suitability of products based on intended use.

security accessories



B1556 Series **Frameless Stainless Steel Mirror**

Bright Polished Stainless Steel
B1556 1620 - 440mm [W] x 500mm [H]
B1556 1824 - 445mm [W] x 600mm [H]
B1556 1830 - 445mm [W] x 750mm [H]
B1556 2436 - 600mm [W] x 900mm [H]
 Custom sizes available



B1817 **Stainless Steel Integral Framed Mirror, Front Fixed**

286mm [W] x 438mm [H]



A1810 **Stainless Steel Security Framed Mirror, Rear Fixed**

305mm [W] x 405mm [H]

A1811 **Stainless Steel Security Framed Mirror, Front Fixed**

305mm [W] x 405mm [H]



A1836 **Surface-mounted Security Soap Dish, Front Fixed**

125mm [W] x 45mm [H]



A1833 **Recessed Shower Shelf, Rear Fixed**

Satin Finish Stainless Steel
 200mm [W] x 300mm [H]

A1833-FA **Recessed Shower Shelf, Front Fixed**

As A1833, but front fixed




A1840 **Recessed Security Toilet Roll Holder, Rear Fixed**

Vandal and Suicide Resistant
 178mm [Sq]

A1840-FA **Recessed Security Toilet Roll Holder, Front Fixed**

Vandal and Suicide Resistant
 178mm [Sq]



A1821 **Stainless Steel Shelf, Rear Fixed**

Vandal and Suicide Resistant
 406mm [W] x 63mm [H]

A1821-FA **Stainless Steel Shelf, Front Fixed**

As A1821, but Front Fixed



A1830 **Auto Release Hook, Front Fixed, Stainless Steel**

Satin Finish, Vandal and Suicide Resistant. 108mm [Sq]

A1829 **Auto Release Hook, Rear Fixed, Stainless Steel**

As A1830, but rear fixed



A1113-KL **Heavy Duty Vandal Resistant Double Toilet Roll Holder**

Satin Finished Stainless Steel
 255mm [W]

A1113-PL **Heavy Duty Vandal Resistant Double Toilet Roll Holder**

As above, but with padlock



A1832 **Recessed Security Soap Dish, Rear Fixed**

Satin Finish Stainless Steel
 178mm [W] x 127mm [H]

A1832-FA **Recessed Security Soap Dish, Front Fixed**

As A1832, but Front Fixed.

RBA should be consulted on the suitability of products based on intended use.

showers & taps




A8880-FA Security Stainless Steel Wash Basin
Rear Fixed, Vandal and Suicide Resistant. 425mm [W] x 405mm [H]
Suits both standard and accessible installations



A1741-FA Stainless Steel Eco Shower
Vandal and Suicide Resistant.
Tapware: Self-closing or standard
203mm [W] x 508mm [H]



A1742-FA Stainless Steel Eco Shower
Vandal and Suicide Resistant.
Tapware: Self-closing or standard
250mm [W] x 1000mm [H]



A519-2 Vandal Resistant Shower Head



A519-3 Vandal Resistant Handle - Cold



A519-4 Vandal Resistant Handle - Hot

A519-1 Set [Shower Head + Hot & Cold Handles]



03-M Timed Flow Tapware
Provides flexibility in design and can be set for 1-30 seconds flow-time or 1-3 minutes flow-time

 = WATER SAVER

RBA should be consulted on the suitability of products based on intended use.

AVAC vacuum drainage systems

(AVAC and RBA Group are associated companies)

Avac Australia P/L pioneered point of use vacuum wastewater collection systems to the Australian construction industry in the early 1990's.

Our collection systems are currently in use in maximum-security prisons, public amenity complexes and police stations. These systems provide safe and reliable drainage plumbing for critical use locations and employ the very latest technology in systems engineering and equipment.

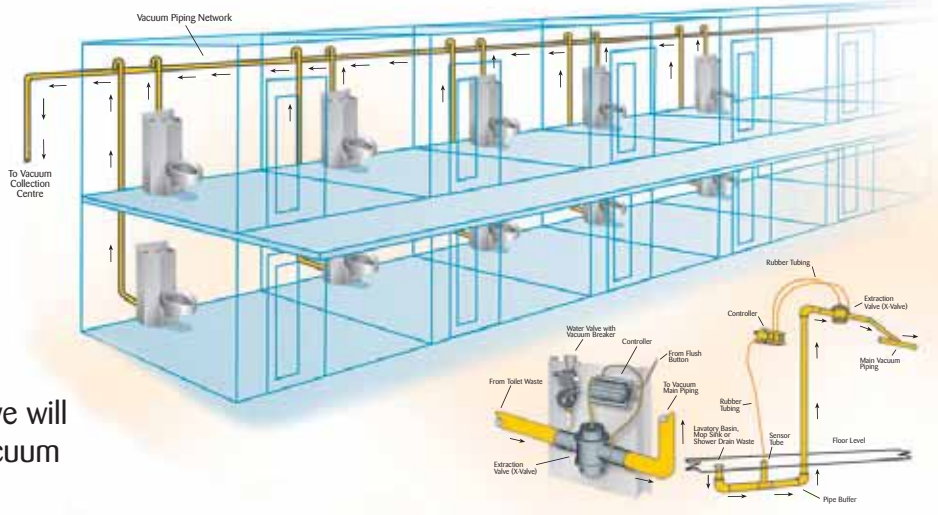


AVAC AUSTRALIA PTY LTD

ACN 072 847 164

AVAC Vacuum Drainage Systems:

- ▲ Increase Security
- ▲ Add Design Flexibility
- ▼ Reduce Blockages
- ▼ Reduce Construction Time & Costs
- ▼ Reduce Maintenance
- ▼ Reduce Contraband Problems
- ▼ Reduce Water Consumption



Please contact RBA Group or AVAC and we will arrange an obligation free proposal on vacuum drainage for your correctional project.

Master-Trol – water management

The Master-Trol water management system can be used to enhance the capability of the plumbing system. It can be used to enable or disable multiple water valves and increase or decrease metering or lockout times of each valve. This kind of control helps improve security, reduce water usage, maintenance and operating costs.



RBA should be consulted on the suitability of products based on intended use.

Ph: 1300 788 778

Fax: 1300 788 878

RBA GROUP

www.rba.com.au

info@rba.com.au

our recent record says it all...

Project	Combys	Toilets	Vacuum	Flush Valves	Tapware	Water Management (MasterTrol)	Qty of cells supplied
Arthur Gorrie	✓						350
Arthur Gorrie II	✓	✓		✓	✓	✓	200
Borallon		✓		✓			125
BRC	✓	✓			✓		25
BRC II	✓	✓		✓	✓	✓	505
Commonwealth Law Courts	✓				✓		20
Frank Baxter Juvenile Justice				✓	✓		100
Long Bay	✓	✓					65
Lotus Glen	✓	✓		✓	✓		150
Maryborough	✓	✓	✓	✓	✓		500
Parkville Juvenile Justice	✓	✓		✓	✓		35
Wolston Men's	✓	✓	✓	✓	✓		500
Wolston Womens	✓	✓	✓	✓	✓		250
Woodford	✓	✓	✓	✓	✓		450
Woodford Extension	✓	✓	✓	✓	✓		450

Note: RBA have also supplied washroom accessories to many other institutions not listed. The above list is based on plumbing fixtures/fittings only.



RBA should be consulted on the suitability of products based on intended use.

Ph: 1300 788 778

Fax: 1300 788 878

RBA GROUP

www.rba.com.au

info@rba.com.au

This page may show some available options. Refer data sheets for detailed product specifications.

correctional facilities – they're our business...

RBA Group is the premier choice for Stainless Steel plumbing and architectural solutions. Our correctional fixtures are tried and tested - anti suicide and anti vandal features have ensured successful and reliable installation throughout the country. RBA Group offices are based in Brisbane, Melbourne and Sydney where our sales & technical staff are accustomed to working on both large and small projects.

Important: We can custom design and produce fixtures to almost any requirement and provide an in-house CAD Drawing service.



RBA should be consulted on the suitability of products based on intended use.

© COPYRIGHT MMVI

Ph: 1300 788 778

Fax: 1300 788 878

RBA GROUP

www.rba.com.au

info@rba.com.au

This page may show some available options. Refer data sheets for detailed product specifications.